


1300 Watt High Power Hot Air Rework Station Model HRS61D

One Station suffices 0402 miniature Chips to large size (42.5x42.5 mm) SMD ICs

Comparatively lower priced yet extra powerful



Wide range of Hot Air Nozzles are available to solder and desolder Fine-Pitch QFPs, PLCCs and SMD ICs up to 42.5x42.5mm size



Features

- High heat power and high air flow volume provides easy and fast desoldering of large QFPs & PLCCs
- Variety of Hot Air Nozzles available for different sizes of SMD ICs like QFPs, PLCCs, SOPs.
- Push Buttons for precise temperature adjustment
- Precise temperature control, not affected by airflow
- Has a powerful maintenance-free **Brushless** Motor
- Airflow is adjustable with Push Buttons
- Suitable for desoldering leadfree components
- In-built feature to store 3 'favourite' Temperature & Air Flow settings in Channels "CH1, CH2 & Ch3".
- In-built password protection and key-lock functions
- Auto-sleep feature allows system to go into stand-by mode to prolong the life of heater.
- Auto cooling also prolong the life of heater and protect the handle from heating

Specifications

- Power : 1300 Watt
- Input Supply : 230VAC, 50Hz
- Temperature Range : 100°C ~500°C
- Airflow Range : 1 ~ 200 litre/min
- Dimension (approx.) : 188x245x135mm
- Weight (approx.) : 3.65 Kg

Scope of Supply

- HRS61D Main Power & Control Unit
- Hot Air Pencil
- Support Rack
- Pick-up Tool
- One Round Hot Air Nozzle

shown trademarks are property of their respective owners.

Warranty is 12 months from the date of invoice. It excludes all consumable parts as Heating Elements, Temperature Sensors, Soldering/Desoldering/Hot Air Tips, Cleaning Sponges, Cleaning Brass Wool and mechanically damaged parts.

While the information contained herein in, has been carefully compiled to the best of our knowledge, nothing is intended as representation and warranty on our part; and no statement shall be construed as recommendation to infringe any of existing patents. We accept no liability of whatsoever for any faults and errors in the information contained herein. Contents of this catalogue and specifications of the products, are subject to change without notice due to continuous improvements.

OPTIONAL Hot Air Pencil Holder Stand with fine UP/DOWN movement combined with Adjustable type PCB Fixture, also has provision to keep IR Pre-Heating Plate IRPH-4

The PCB Fixture retains and secures the PCB under repair and allows positioning of the PCB in X and Y directions. It permits PCBs upto a maximum size of 350mm x 280mm, both single and double sided types remain in a perfectly flat condition.

It also incorporates a Pivoting Stand to mount the Hot Air Pencil. This Stand provides fine Up & Down movement of Hot Air Pencil for raising and lowering it onto the component under repair. The Pre-heating Plate IRPH-4 can be kept under the PCB Fixture to provide gentle bottom pre-heating which is necessary for multilayer PCBs



Features

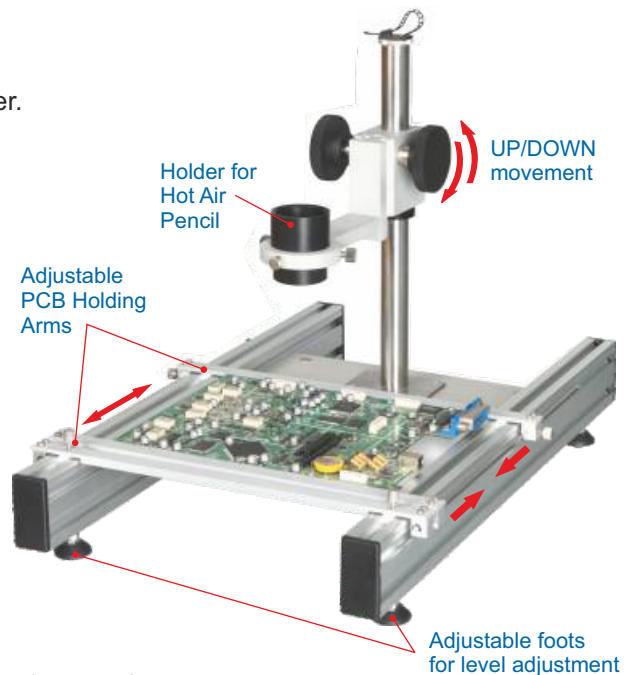
- Maximum PCB size: 350 x 280 mm
- PCB can be positioned in X & Y directions
- Pre-Heating Plate can be positioned under the PCB
- It has 4 adjustable foot to adjust the level of PCB Holder.

Specifications

Coarse height range : 0 ~ 230mm
 Fine height adjustment : 0 ~ 60mm
 Maximum width of PCB : 280mm

How to remove large SMD ICs ?

- Choose an appropriate Hot Air Nozzle and fix the PCB on PCB Fixture and position the SMD IC exactly under the Hot Air Pencil.
- Adjust airflow and temperature between 400°C ~ 500°C depending upon the size of SMD IC.
- Adjust the temperature of bottom Pre-heater so that the temperature on the top side of PCB reaches around 120°C. Check the temperature on the component using Thermocouple supplied with Pre-heat Plate.
- Switch-on the hot air and blow hot air from small distance to pre-heat the SMD IC to avoid any thermal shock to it.
- Lower the Hot Air Pencil on SMD IC and wait for solder to melt.
- Once the solder melts, switch-on the vacuum and lift the Hot Air Pencil, the SMD IC will come with the Nozzle due to its integrated vacuum pick-up.




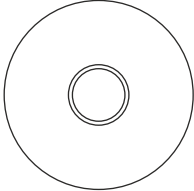
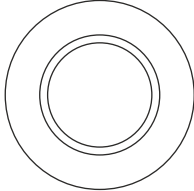
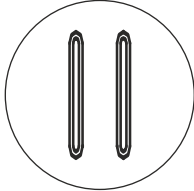
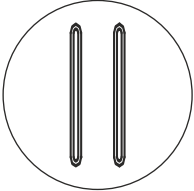
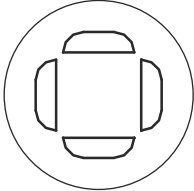
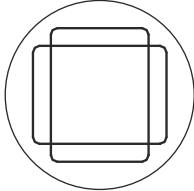
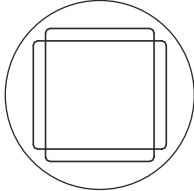
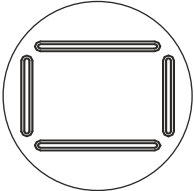
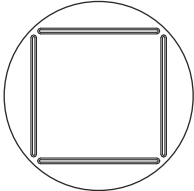
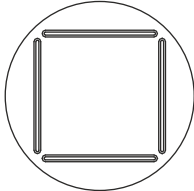
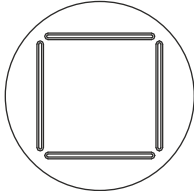
Warranty is 12 months from the date of invoice. It excludes all consumable parts as Heating Elements, Temperature Sensors, Soldering/Desoldering/Hot Air Tips, Cleaning Sponges, Cleaning Brass Wool and mechanically damaged parts.

shown trademarks are property of their respective owners.

While the information contained herein in, has been carefully compiled to the best of our knowledge, nothing is intended as representation and warranty on our part; and no statement shall be construed as recommendation to infringe any of existing patents. We accept no liability of whatsoever for any faults and errors in the information contained herein. Contents of this catalogue and specifications of the products, are subject to change without notice due to continuous improvements.

One Station suffices 0402 miniature Chips to large size (42.5x42.5 mm) SMD ICs

Various types of Hot Air Nozzles available for HRS61D Hot Air Rework Station

<p>NK1124 2.5mm dia Suitable for SMD Chips</p> 	<p>NK1130 4.4mm dia Suitable for SOTs</p> 	<p>NK2127 12.7mm dia Suitable for SOTs</p> 	<p>NK3131 Size: 4.4x10 mm Suitable for SOP 8</p> 
<p>NK3132 Size: 5.6x13 mm Suitable for SO20</p> 	<p>NK3140 Size: 11.5x11.5 mm Suitable for PLCC 28</p> 	<p>NK3135 Size: 17.5x17.5 mm Suitable for PLCC 44</p> 	<p>NK3137 Size: 25x25 mm Suitable for PLCC 68</p> 
<p>NK3128 Size: 14x20 mm Suitable for QFP 80/100</p> 	<p>NK3215 Size: 42.5x42.5 mm Suitable for CQFP304</p> 	<p>NK3265 Size: 32x32 mm Suitable for QFP208</p> 	<p>NK3203 Size: 35x35mm Suitable for QFP240</p> 

shown trademarks are property of their respective owners.

Warranty is 12 months from the date of invoice. It excludes all consumable parts as Heating Elements, Temperature Sensors, Soldering/Desoldering/Hot Air Tips, Cleaning Sponges, Cleaning Brass Wool and mechanically damaged parts.

While the information contained herein in, has been carefully compiled to the best of our knowledge, nothing is intended as representation and warranty on our part; and no statement shall be construed as recommendation to infringe any of existing patents. We accept no liability of whatsoever for any faults and errors in the information contained herein. Contents of this catalogue and specifications of the products, are subject to change without notice due to continuous improvements.