

LCDScopePRO20 Video Microscope incorporates state-of-art technology and offers crystal clear picture quality under high magnification. It makes observations comfortable and eliminates fatigue for long duration viewing. This Microscope incorporates high performance CCD imaging, high resolution LCD Screen, Zoom Lens and Fine Optics in an ergonomic design. It is a powerful and complete visual QC inspection system.

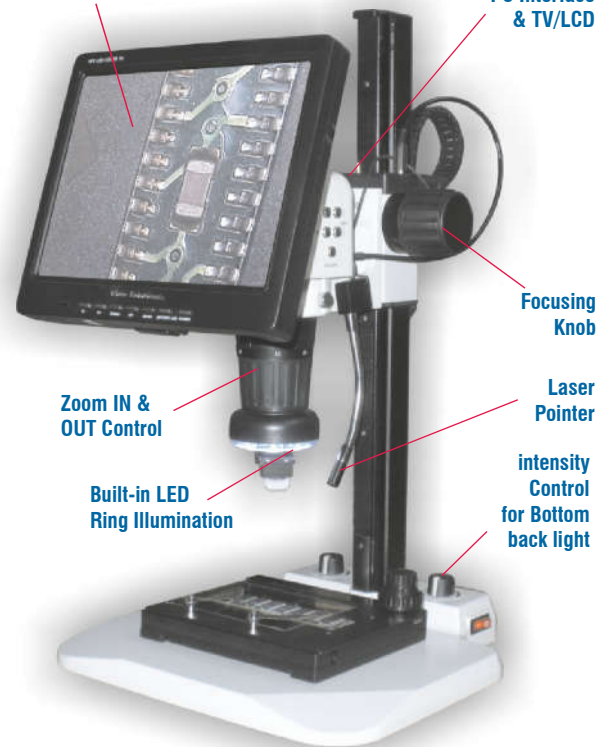
The 35° angled Rotational Lens provides depth viewing in complete 360° area. The built-in LED Ring Light provides clarity in viewing. The built-in Laser Pointer is used to focus the inspection area. Supplied various Adapter Lenses provide wide range of magnifications from 8x to 198x to meet different requirements of different QC inspections.

**Features**

- 10" LCD Screen, rotatable vertically by 150°
- Magnification : 8x - 198x (with various lenses)
- Hi-resolution 1024x768 pixel digital image
- Built-in LED Ring Light with intensity control
- Laser Pointer for locating observation point
- Video output for external LCD/Plasma TV
- Heavy Duty Stand with precise movement
- Precision rack & pinion steel gears for fine focus
- Zoom allows continuous magnification with clear images throughout the zoom range.
- Wide field of view, working distance upto 200 mm
- Ease of use: load the software, plug the cable of Microscope into USB Port of Computer - It is now ready to capture high quality images and videos.
- PC Interface for computer connection
- Live full motion digital video capturing
- Complete packaged solution: it is a complete system with all elements configured to work with each other, including Zoom Microscope, CCD Camera, Measurement Software, Illumination, Cables (user only needs to provide PC)
- Stores images in JPEG & Video in AVI formats


10" LCD Display (1024x768) with 150° UP/DOWN vertical viewing

Output for PC Interface & TV/LCD



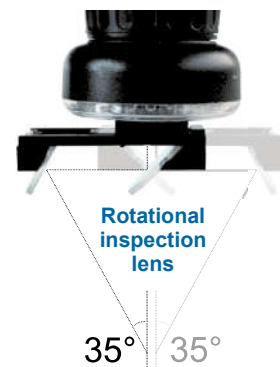
**Scope of Supply**

- 10" LCD Zoom Microscope Body
- X-Y Adjustable Stage
- Laser Pointer
- 35° Angled View Rotational Lens
- PC Interface Module with Software
- 76mm LED High Track Stand
- 0.5X, 1X, 1.5X, 2X Lenses
- Ultra Mag Digital Video Microscope
- Head Mount Magnifier
- Calibration and Measurement Software (to use with Ultra mag Digital Microscope)
- 15 inch external LCD Monitor (Optional)




LCD Screen Rotation allows adjustment of the angle of viewing as per user's requirement

Various Lenses



Unique 35 degree Angled Lens for depth viewing as well for full circle rotational inspection



view from start view after 1/4 rotation view after 1/2 rotation view after 3/4 rotation  
views of an object from various angles with rotational lens

Warranty is 12 months from the date of invoice. It excludes all consumable parts and any physically damaged part.

While the information contained herein in, has been carefully compiled to the best of our knowledge, nothing is intended as representation and warranty on our part; and no statement shall be construed as recommendation to infringe any of existing patents. We accept no liability of whatsoever for any faults and errors in the information contained herein. Contents of this catalogue and specifications of the products, are subject to change without notice due to continuous improvements.

Rotational Angled Lens (35°) for 3-D viewing • 8x~198x Magnification



### Software for PC Interface

Software is provided for PC interface with Computer. User can save images and videos in external Computer for QC analysis. User can also email saved images by using this software.


### Magnification, Working Distance & Field of View (FOV) Specifications

Lens	Working Distance	Magnification	FOV
2x	50mm	30.8x ~ 198.1x	8.6 ~ 1.3 mm
1.5x	65mm	23.1x ~ 148.6x	11.4 ~ 1.8mm
1x	95mm	15.4x ~ 99.1x	17.1 ~ 2.7mm
0.5x	200mm	7.7x ~ 49.5x	34.3 ~ 5.3mm
Rotational Lens	50mm	12x ~ 80x	18 ~ 2.75mm



### Track Stand with lighting

- Track Length: 500mm
- Travel Distance: 460mm
- Coaxial Focus: 23mm/circle
- Fine Focus: 0.56mm/circle
- Base Size: 320×316×21mm
- With a 95×5mm Glass Plate
- Voltage Input: AC 90-240V, 50/60Hz



shown trademarks are property of their respective owners.


Warranty is 12 months from the date of invoice. It excludes all consumable parts and any physically damaged part. While the information contained herein in, has been carefully compiled to the best of our knowledge, nothing is intended as representation and warranty on our part; and no statement shall be construed as recommendation to infringe any of existing patents. We accept no liability of whatsoever for any faults and errors in the information contained herein. Contents of this catalogue and specifications of the products, are subject to change without notice due to continuous improvements.



Optional 15inch Monitor



Optional Laptop\*



**Choice of different Models available**

- LCDScopePro20-Deluxe (no Laptop & no monitor)
- LCDScopePro20-Deluxe-Lap (with Laptop, no monitor)
- LCDScopePro20-Deluxe-Mon (no Laptop, with monitor)
- LCDScopePro20-Deluxe-LapMon (with Laptop & monitor)

\* Laptop Computer supplied will be of any reputed make, with minimum or higher configuration: Dual Core Processor, 500 GB HDD, 1GB RAM, Windows Operating System. We will not be responsible for any after-sales-services or support both for hardware and software. Customer will have to contact the respective Computer Vendor's Service Centre directly.

**Adjustable X-Y Stage for Object Positioning**

- 75×56mm travel in X-Y
- 116×96mm back light window
- 95mm adapter is for stand base
- Easy to use knobs for X-Y adjustment

**Various examples of QC inspection images for different objects with LCDScopePRO20**



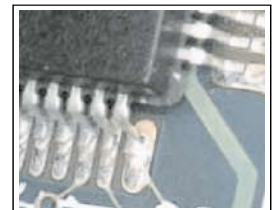
Microwave Bare Chip Bonding Inspection




SMD Pas Solder Lift-off Inspection



Leadfree Solder Joint Inspection



QFP SMD Pad Soldering Inspection



Gear Inspection




Metal Surface Inspection




Rivet Inspection




Metal Parts Inspection



SMD Inductor Inspection



SMD PCB Inspection



PCB Inspection



SMD Chip Inspection

Warranty is 12 months from the date of invoice. It excludes all consumable parts and any physically damaged part.

While the information contained herein in, has been carefully compiled to the best of our knowledge, nothing is intended as representation and warranty on our part; and no statement shall be construed as recommendation to infringe any of existing patents. We accept no liability of whatsoever for any faults and errors in the information contained herein. Contents of this catalogue and specifications of the products, are subject to change without notice due to continuous improvements.

shown trademarks are property of their respective owners.

## Rotational Angled Lens (35°) for 3-D viewing • 8x~198x Magnification

### Magnification, Working Distance and Field of View (FOV) Specifications

Lens	Working Distance	Magnification	FOV	Lens	Working Distance	Magnification	FOV
2x	50mm	30.8x ~ 198.1x	8.6 ~ 1.3 mm	0.5x	200mm	7.7x ~ 49.5x	34.3~ 5.3mm
1.5x	65mm	23.1x ~ 148.6x	11.4 ~ 1.8mm	Rotational Lens	50mm	12x ~ 80x	18 ~ 2.75mm
1x	95mm	15.4x ~ 99.1x	17.1 ~ 2.7mm				

### Technical Specifications for Hi-Performance & Hi-End Video Microscope for inspection

Display	10 inch LCD Monitor, 16ms High Definition Colour
Zoom Body	0.7x ~ 4.5x with reticle function
Zoom Ratio	1 : 6.5
Magnification Range	8x ~ 198x
Focusing Adjustment	90 mm (Max. Head Travel Distance)
Sensor	CCD
Resolution	1024 x 768
illumination Unit	Built-in LED Ring Light
Brightness Control	LED Array, can be controlled using Push Buttons
LCD Screen Rotation	150 degree
White Balance	Adjustable from Control Panel
Laser Pointer	650nm Laser Pointer for locating the point of observation
Video Output	BNC Connector and S-Video Connector for output to TV or LCD
Power Supply	230 VAC, 50Hz
Lenses types	Included 0.5x, 0.75x, 1x, 1.5x, 2x
Rotational Lens	Semi-Plan achromatic with special optics for rotational view
Bottom Lighting	LED with intensity control
Track Length of Stand	500mm
Travel Distance of Stand	460mm
Coaxial Focus	23mm/circle
Fine Focus	0.56mm/circle
Focus Movement	Using rack and pinion steel gears
Base Size	320×316×21mm
Glass Plate	95x5mm
X-Axis Travel of Stage	75mm
Y-Axis Travel of Stage	56mm
Backlight Window in XY Stage	116 x 96mm
Adaptor for Base	94mm
Software	Software for image & video capture, save, recall
Image Storage Format	JPG
Video Storage Format	AVI
Camera Control	Sharpness, Gamma, White Balance and Gain can be controlled
Camera Control	Brightness, Contrast, Hue, Saturation can be controlled

shown trademarks are property of their respective owners.

Warranty is 12 months from the date of invoice. It excludes all consumable parts and any physically damaged part.

While the information contained herein in, has been carefully compiled to the best of our knowledge, nothing is intended as representation and warranty on our part; and no statement shall be construed as recommendation to infringe any of existing patents. We accept no liability of whatsoever for any faults and errors in the information contained herein. Contents of this catalogue and specifications of the products, are subject to change without notice due to continuous improvements.